



SafeAisle[®]

High-Density Powered Mobile Storage System

storage optimized



MONTEL[®]
The Intelligent Use of Space

Ultimate Powered Mobile Storage System

Montel, the pioneer of high-density mobile storage systems in North America, sets new standards in safety, reliability, and user-friendliness with its revolutionary system: **SafeAisle**®.

Redefining Safety

SafeAisle adds a new dimension to safety by monitoring the entire floor surface of an aisle.

People come first. Safety must be standard. Safety must not be optional. Your safety must be guaranteed.

As soon as, and as long as, a user or an object is in an aisle, the built-in total detection safeguard prevents the movement of any carriage. The mobile system does not move, preventing users from potentially being trapped or injured. Furthermore, wheelchairs, stools, carts, books, and even small objects cannot be damaged, shifted, or otherwise affected.

There is no conscious effort required to activate the safety system.

Your building experiences electrical power failure? SafeAisle remains totally safe and operational with an optional automatic battery backup.

SafeAisle does it all to bring you complete peace of mind.



Impeccable Safety Record

A manufacturer's historical safety record is an important factor when selecting a provider for your powered mobile storage system.

Montel has a superior safety record compared to all other powered mobile shelving manufacturers in the industry.





JOURNALS	
DA	DK
750	1
819	87

JOURNALS	
DK	D5
1	101
57	252

JOURNALS	
D5	101
A	252



100% Safety Coverage

Complete Aisle-Detection *LED Guard Technology*

With its revolutionary advanced optional safety *LED Guard Technology*, SafeAisle prevents any carriage movement when a user, or even a small object, is located anywhere within the aisle.

Safety Lock Out

The backlit red Stop signals the presence of a user or object at either end of an aisle. The selection of a new aisle is prevented until the open aisle is cleared. There is no Reset button. There is no way to override the safety system with *Led Guard Technology™*. A multilingual audio feedback feature and an LCD display are available.



Electronic Overload Protection

All controls are programmed with an electronic overload protection which shuts off power to the motor when excessive pressure is applied against a carriage. This pressure sensitivity is also easily adjustable with any PIN-code control or the *ePulse™ Remote Monitoring and Configuration Software*.

Why SafeAisle? Bottom-line the safest high-density powered mobile storage system.



Business



Camp Pendleton 1st LAR, San Diego, CA

Military



Concordia University Loyola Campus Vanier Library, Montreal, QC

Education



Public Safety

Environmental Sustainability

Recognizing the importance of manufacturing upscale products that meet and exceed environmental standards while focusing on green-building initiatives that contribute to a more sustainable workspace environment, SafeAisle has been developed to comply and surpass environmental initiatives, as well as provide many years of trouble-free service. More specifically, a SafeAisle powered system:

- Conserves space
- Reduces operating costs
- Improves sustainable workspace environment
- Enhances building and organizational marketability
- Increases employee productivity



University of Alberta Museums, AB

Museums



Industrial



Healthcare



Retail

Adjustable Speeds

To protect your stored materials, the SafeAisle speed can be programmed for:

- Gentle start-up
- Cruising speed
- Smooth braking movement

Using the PIN-CODE control or the optional *ePulse*, each movement phase is adjustable for your specific desired carriage speed. SafeAisle can also be linked to your building's security system, lighting system, and fire protection system.

System Stability

For seismic and stability concerns, Montel provides unique anti-tip rail systems, anchoring devices, and International Building Code (IBC) approved methods of shelving attachment.

Storage Components

Any storage component can be mounted on a mobile carriage: SmartShelf® 4-Post hybrid shelving, cantilever, case-type, wide span shelving, as well as all related accessories such as trays, drawers, bins and doors. You may also install lockers, filing cabinets, storage cabinets, and anything from archaeology to zoology cabinets. SafeAisle can also accommodate your existing shelving, lockers, or cabinets.

Dual Access Controls

The system can be accessed from either end of the aisle.



Mechanical Ratchet Backup

The optional mechanical ratchet ensures complete accessibility even in the event of a power failure. Additional benefits include no operational downtime, simplified system installation, shorter installation time, and easy relocation.

Automatic Built-In Battery Backup

The optional automatic built-in battery backup maintains all the programmed functionalities, speed, and safety of your system.

User-Friendly Controls

The powered system is operated either with the standard control for public access or the PIN-code control for secure access. An audio feedback feature is also available. The LED-friendly visual backlit indicators display the available options for carriage movement, and allow easy visual status from even across the room.

ePulse Remote Monitoring and Configuration Software

SafeAisle can be accessed and configured from your computer with the optional *ePulse*.

Smartphone Wi-Fi Remote Control

The powered system can also be operated using a Smartphone Wi-Fi Remote Control (specific brands and models only), which can be a convenient feature for equipment operators.

Aisle Obstruction Free / PowerTrack™ Ground Embedded Wiring

With Montel's exclusive and patented PowerTrack, the mobile system's cabling is concealed within a recessed floor trough. Therefore, aisles are completely free of pantographs. The optional PowerTrack system provides unparalleled visual aesthetic appeal. This streamlined design permits optimal use of space in areas with low ceilings, or other obstructions (pipes, HVAC ducts, sprinkler systems, etc.), safe for tall users, and provides obstruction-free sprinkler areas in compliance with fire codes.



Adjustable/Programmable Infrared Distance Measuring Sensors

The spacing between closed carriages is easily adjustable. The clearance can also be programmed using the PIN-code control or the *ePulse*. This adjustability feature allows individualized necessary clearance to accommodate and protect objects that are overhanging the shelves.



Pittsburgh Penguins, PA

Aisle-Entry People Counter

This optional feature monitors the number of users entering and exiting the aisles. Data interfaces via an application with *ePulse*.

Face Panel Design Options

Design options include perforated steel patterns, plain or textured, curved, rounded-edge, thermoformed, laminated, or wood panels.

Automatic Aisle Reset

Upon confirmation there is no additional person or object within the aisle, *SafeAisle* resets automatically as soon as a user exits the aisle. The LED-friendly visual backlit arrows on the control face panels instantly switch to blue and indicate the available aisles.

Carriage Length and Load

Available from 3 feet (0.9 meters) to 95 feet (28.96 meters). Load capacity is 1,000 pounds per linear foot (1,500 kilograms per linear meter).





“Aisle in Use” Status
Audio Feedback Available



“Ready to Use” Status
Date and Time Available

User-Friendliness

The LED-friendly visual backlit indicators display the available options for carriage movement. Only the safe choices are illuminated. If it is not a safe option, than it is not an available option.

SafeAisle takes the guesswork out of safe mobile operations. This ADA-friendly LED visual backlit indicators allow easy visual status from even across the room.

Why SafeAisle? The most user-friendly high-density powered mobile storage system.



PIN-Code Control

The *PIN-code control with LCD display** may restrict the access to specific aisles or the entire system .

ePulse allows you to reconfigure the security settings of your system at anytime.

The *controlled access locks** and the *automatic motor brakes** prevent the system from being moved by use of force.

SafeAisle can be interfaced and coordinated with your building's fire, sprinkler, lighting, or alarm security systems. For example, the system can be programmed to move to preset equal spacing between the carriages when the fire/sprinkler system is activated, or completely closed and locks itself in the event of a security breach.

The auxiliary *automatic built-in battery backup** will ensure your system is secure, fully functional, and safe in the event of a power outage.

** Available Options*

Why SafeAisle? A highly secure and simple high-density powered mobile storage system.

Productivity & Efficiency

More efficient than a mechanical or manual mobile storage system, SafeAisle is a time-saver as well as a cost-saver.

For additional convenience, the system keeps opening to its full width once the user enters an aisle. If a user enters a closing aisle, the carriages immediately stop, as well as the system can be preprogrammed to also gently reverse itself to the full width of the original aisle for greater accessibility.



Multi-Tasking Aisles

You have inadvertently not selected your desired aisle. Even while carriages are still moving, you are able to reselect your intended aisle by pressing the directional arrows on any face panel control and the mobile system will respond immediately to your new command. This multi-tasking aisle feature allows you to select new aisles without waiting for the mobile system to complete its move cycle.



Prioritizing Aisles

Users can increase their efficiency by configuring a specific priority aisle(s). While accessing an infrequently used aisle, SafeAisle automatically repositions the system to your desired predetermined aisle(s). The most frequently utilized aisle(s) will be preset to reopen automatically for the next users. This ensures quick access to your common stored materials. Program the priority automatic feature with the optional PIN-code control or the optional *ePulse* software.



Closing All Aisles

Program your system to automatically close all aisles and lock once a user exits an aisle, or after a preconfigured period of inactivity. Configure your system to close all aisles and lock at a specific time after business hours, or open and unlock before business hours.



Ventilating Aisles

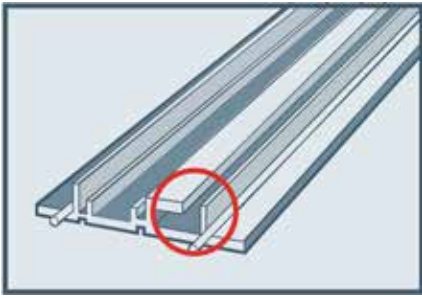
You can program your system to equally space all aisles. Ventilate your precious stored materials whenever you want at predetermined times.



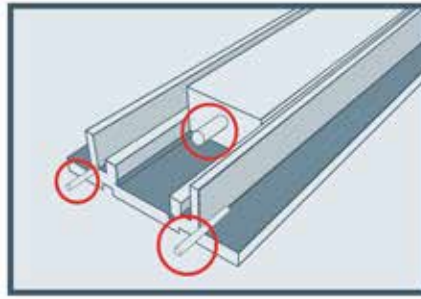
Accessibility

Montel systems can also be designed to comply with ADA requirements such as LED-friendly visual backlit indicators, audio feedback, aisle width, control height, and ramping for physically challenged people.

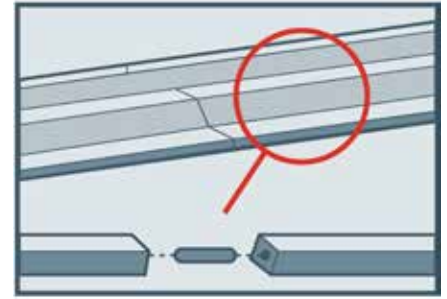
Why SafeAisle? Increase productivity by saving time and costs.



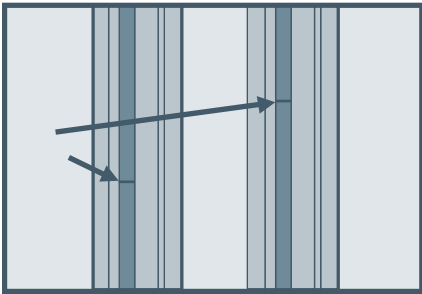
A fully grouted corrosion-resistant aluminum structural sub-rail acts as a moisture barrier between the concrete and the steel rail. The optional built-in anti-tip aluminum structural sub-rail provides greater stability, additional safety for systems with a high height-to-width ratio, and extra rigidity for seismic prone areas.




Interlock steel rail and sub-rail connectors increase structural rigidity and prevent both lateral and horizontal movements.



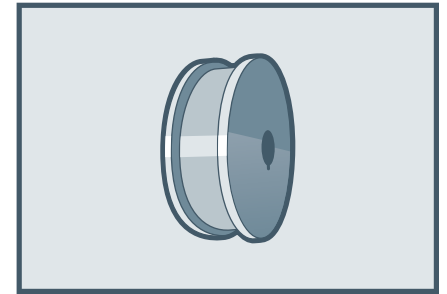
Superior layered and staggered top-to-bottom spliceless track restricts both lateral and horizontal movements. Ensures a smooth weight transfer from one track section to the other. Provides better alignment for guidance. Sub-rail continuously supports the top steel rail at the junction point. Provides greater structural rigidity.



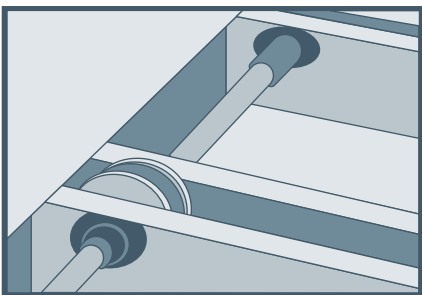
Montel's method of layered and staggered sub-rail and rail connection points prevent corresponding parallel carriage wheels to encounter rail joints simultaneously. Eliminates track deflection. Provides less vibration and jarring. Ensures better weight distribution from one parallel track to the other. This superior track design results in greater continuity for smooth wheel travel and obvious less vibration affecting the stored materials.



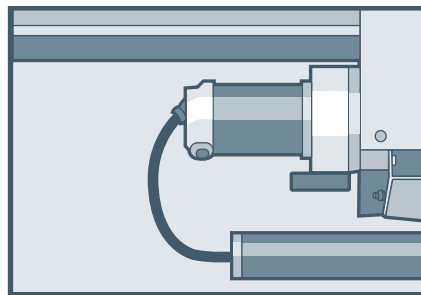
The easy-to-roll and easy-to-clean narrow guidance channels between sub-rails and rail sections reduce tripping hazards, allows carts to easily roll over, prevents debris accumulation, reduces wear on the system and makes cleaning easier.



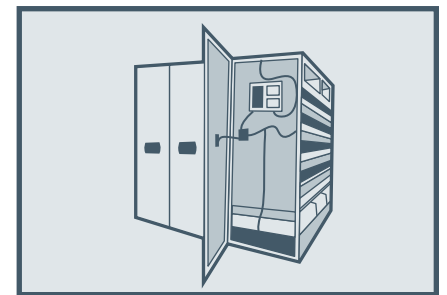
All 5-inch (127 mm) precision-machined wheels provide large turning diameters which provides smooth movement, ease of user effort, and ensures a long-lasting system life. Spherically-designed load wheels provide smooth motion by minimizing vibration and reducing the point of contact on the rail. The rolling friction coefficient is less than 0.0117. Dual-flanged guidance wheels provide positive tracking.



Direct-drive system with full-length drive shaft provides consistent torque to all drive wheels at every rail location. Eliminates distortion and prevents fishtail effect with unbalanced and/or heavy loads. Torque-resistant tubular shaft provides rigidity and prevents binding.



Wire raceway fully protect cables and prevents cables from rubbing on the floor or moving parts during carriage movement.



Optional factory preassembled hinged face panels facilitate ease of access to control boards versus when they are mounted on top of the system, as well as assist system installation.

Durability, Performance and Flexibility

A system's performance is proven over time, day after day, year after year. It's measured in superior durability and trouble-free maintenance. It's enhanced with many unique features that make our systems so pleasant to use. The Montel quality makes your life easier.

To make the most of your space, it's best to avoid fixed structures. That's why our systems are designed to be configured and reconfigured easily and efficiently.

What kind of space will you need tomorrow? Will your storage requirements be greater? Our systems make it easy to expand, so you can face the future with peace of mind.

The only good solution is a flexible solution.

All 5" wheels, as opposed to a combination of 3-inch (76 mm) and 5-inch (127 mm) wheels, prevent uneven wear of the drive system and include lifetime lubricated and shielded ball bearings. Just as utilized in the aeronautical construction, rivet-bonding technology carriage assembly adds strength and provides flexibility for future reconfigurations. Superior shelving-to-carriage attachment, with no visible hardware on carriage side members, greatly enhances structural rigidity and stability.

Preinstalled plywood floor inserts for levellers provide an accurate and continuous level floor surface. Receptacle-ready power supply is a standard feature. No special electrical service is required for power requirements. Light-resistant aisle-detection *LED Guard Technology*[™]. Impact-resistant LED guard safety casing. LED diagnosis control board ensures easy monitoring. Premium dust-water-chemical resistant ClickTouch[®] technology high tactile life-cycle-tested membrane controls provide long-lasting reliability.

Configurability

You can easily customize SafeAisle using the LCD display PIN-code control for your ongoing functional requirements.

Montel's optional *ePulse Remote Monitoring and Configuration Software* may also be utilized, which has the capability of providing you and/or your local Authorized Montel Distributor, and/or Montel the capability to manage settings remotely, and monitor the SafeAisle performance and operations with assurance. At anytime, *ePulse* allows you to reconfigure your SafeAisle to your preferred settings and parameters. This application allows numerous configurable operations to be performed off-site, as well as on-site, to improve productivity and security.

ePulse proactively identifies any potential issues with your system, provides quick diagnostics of the system to maximize your uptime, sends automatic email notifications of system errors, and ensures constant monitoring 24 hours a day, every day of the year.

The TCP/IP protocol facilitates the network connectivity from a computer to the Montel powered mobile storage system.

The only good solution is a configurable and re-configurable solution.



Reliability

Engineered for Decades

Your acquisition of a powered high-density mobile system is for many decades to come. Your prudent investment should be with a quality manufacturer. Investing in superior quality design makes good business sense and may represent significant savings over upcoming years, and ultimately decades.

With high-density mobile storage systems, superior technology is proven day after day. It is a matter of innovation, quality, design, components and installation. It is measured in superior durability and trouble-free maintenance. It is enhanced with unique features that make our systems so simple to use.

When performance is the main criteria, Montel is the market leader. We constantly strive to provide the highest quality and most durable components.

Our systems are regularly tested with industrial research laboratories. We continually invest in Research and Development to maintain and improve our reputation as a leader in quality.

Warranty

The Industry's Best!

Our warranty reflects the quality, superior durability and trouble-free maintenance of our installed systems. Extended warranty service options are available from your Authorized Montel Distributors. For additional information, please refer to www.montel.com



Why SafeAisle? The most reliable powered system for the long term.

SafeAisle Key Features

Standard Components

- Gearmotor(s) AC 90DVC

Standard Controls

- Master: PIN-Code Control with LCD Display
- Secondary: Standard Controls with LCD Display

Optional Controls

- PIN-Code Control with LCD Display on Each Face Panel
- Dual Access Controls

Standard Safeties

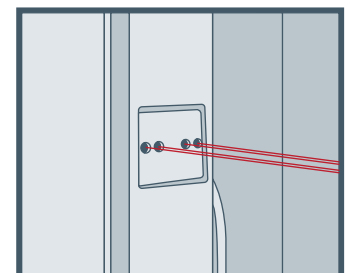

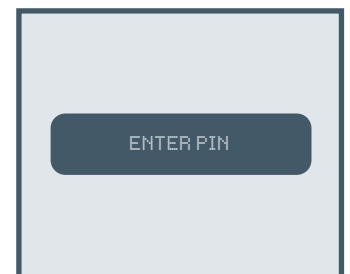
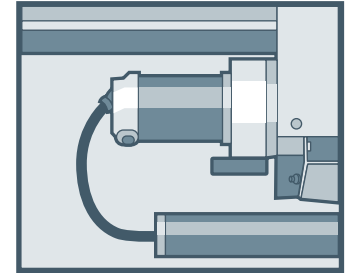
- Aisle-Entry People Counter
- Infrared Foot-Level Safety Beam – One Side of Mobile Carriage

Optional Safeties

- Infrared Foot-Level Safety Beam – Either Side of Mobile Carriage

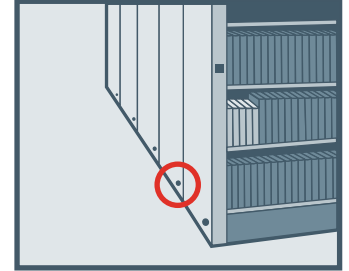
Advanced Optional Safety

- LED Guard Technology – Complete Aisle-Detection Passive Safety
Floor-Level Safety Beam(s) are not required with LED Guard Technology



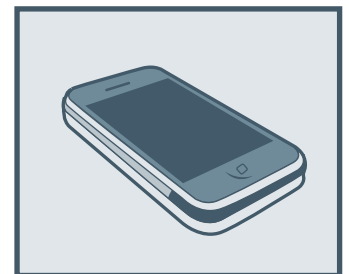
Security Options

- Building Alarm Interface (Fire, Security, Lighting)
- Gearmotor(s) AC 90VDC with Brake - Last Mobile Carriage
- Floor Locking Pin



Auxiliary Power Options

- Mechanical Ratchet Override
- UPS Automatic Built-In Battery Backup Override



Remote Options

- Wi-Fi Remote Control
- ePulse Remote Monitoring & Configuration Software



Accessory Options

- Automatic Overhead Aisle Lighting



Productivity / Efficiency / Reliability

- Automatic Aisle Reset
- Programmable Automatic Moves: Priority Aisle, Auto-Closing/Security Park, Auto-Spacing/Ventilation Park, Auto-Cycling (Activation Via: Preset Time, or Predetermined Non-Use Timer, or External Building Interface Contact)
- Programmable Speeds (Start-Up/Cruising/Braking)
- Sequential Move/Block Move/Single Move/Override Move
- TCP/IP Protocol Connectivity
- Controlled Acceleration and Deceleration DC Motor
- Programmable 120 Vac Outputs (Lighting, Safety, Security)
- Corrosion-Resistant Aluminum Sub-Rail
- Direct-Drive System with Full-Length Drive Shaft
- Top-To-Bottom Spliceless Track
- Interlock Steel Rail Connector
- Large Diameter Torque-Resistant Tubular Drive Shaft
- All 5" (127 mm) Dual-Flanged Drive and Guide Wheels

Stylish Refined

SafeAisle allows several trendy design features with its customization possibilities. Achieve distinctive sophisticated looks which blend harmoniously with your interior design. Offered in extensive and appealing standard colors, metallic paint colors, custom colors, textured steel panels, perforated steel panel patterns, laminated and thermoformed panels, and other finishing materials. SafeAisle will enhance your facility's fine aesthetics and functionality. Allow SafeAisle to harmonize with other office furniture in today's modern workspace environment. For the complete selection of colors and panels, please refer to the Montel color chart.

The optional PowerTrack streamlined design feature eliminates the need of scissor-arm pantographs over the aisles providing unparalleled visual aesthetic appeal.



Drawers & Accessories



Sturdy Pull-Out Reference Shelf (80 lb / 36.29 kg load capacity)



Lockable Drawers



Perforated Padlock Drawers



Utility Drawers



Pull-Out Media Drawers



Supply Drawers



Bin Dividers with Bin Fronts



Garment Rods



Safety Bars



Divider Rods



SpaceFront™ Units (Face Display Shelving)



Privacy Flip-Up Drawers

Montel's Mission

The employees of Montel set out a very personal objective:

Build the best storage systems in the world.

Their talent, commitment, and dedication have been put to the test numerous times.

At Montel, client satisfaction is an ongoing priority. Our highly competent Authorized Montel Distributors are specialists in providing turnkey project solutions including space planning, design and floor-loading consulting services, and factory certified system installations. They are also committed to providing a high level of professionalism, and outstanding customer service before and after the sale. From the first contact to the completion of a project, we spare no effort to meet the requirements of our clients.

Today, the name of Montel is synonymous with excellence around the world in high-density storage systems.

For more information about our products and services, or to receive information about your local Authorized Montel Distributor, please visit us at www.montel.com





MONTEL[®]
The Intelligent Use of Space

877-935-0236
system@montel.com - www.montel.com

