


# SmartSpace

Light-Duty Storage



**MONTEL**<sup>®</sup>  
Intelligent Use of Space

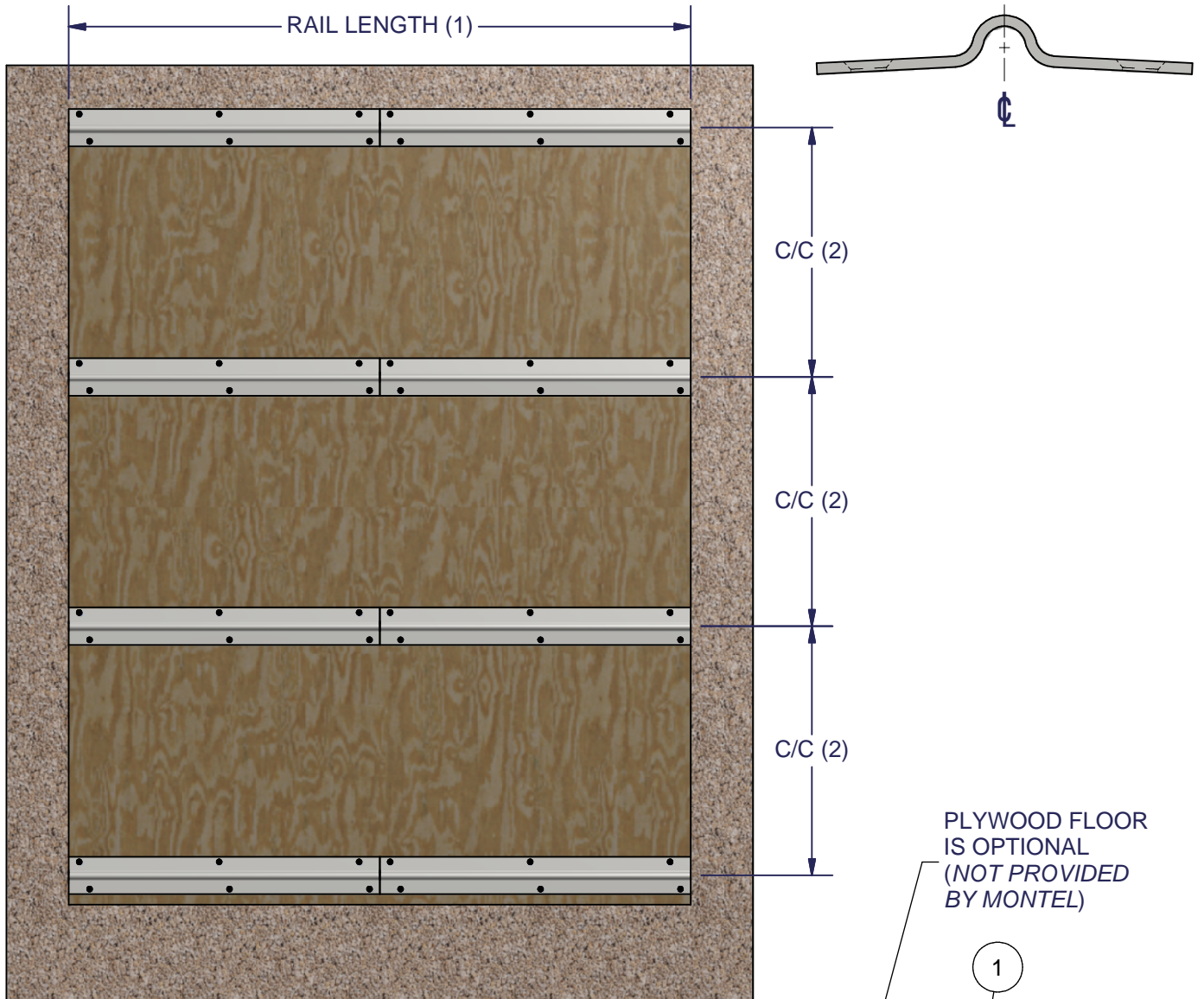
PARTS LIST		
ITEM	PART NUMBER	EN DESCRIPTION
1	D19.312.370	CONCRETE SCR.FL.H.PHIL. 1/4" X 1 3/4"
2	SSP.450.XXXX	SMARTSPACE RAIL
3	SSP.451.001	SMARTSPACE RAIL JOINT
4	SSP.455.XXXX	SMARTSPACE RAMP
5	SSP.456.XXXX	SMARTSPACE ANTI-TIP "Z" RAIL





# RAILS

## PART 1 : RAILS

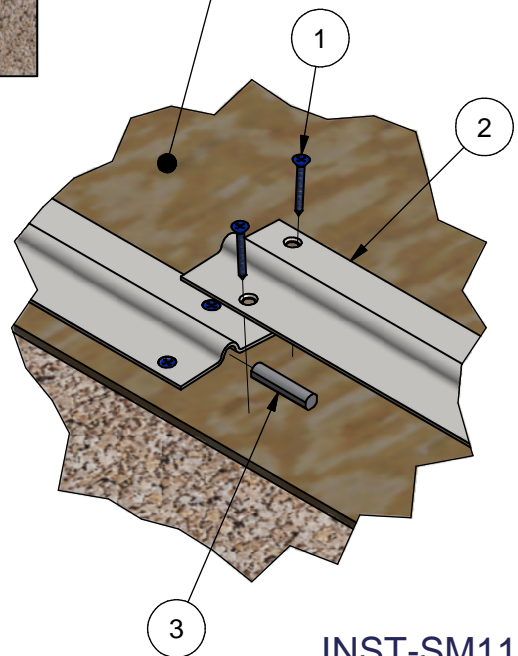


TOP VIEW

**NOTE :** (1) - MINIMUM RAIL SECTION LENGTH = 12.000"  
MAXIMUM RAIL SECTION LENGTH = 48.000"

(2) - RAILS CENTER-TO-CENTER TOLERANCE =  $\pm 1/16$ "

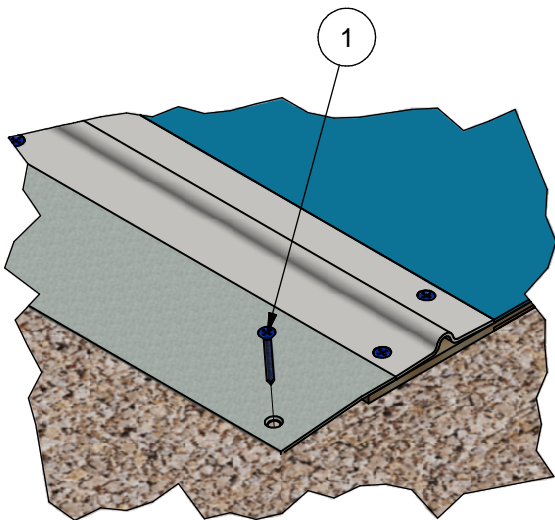
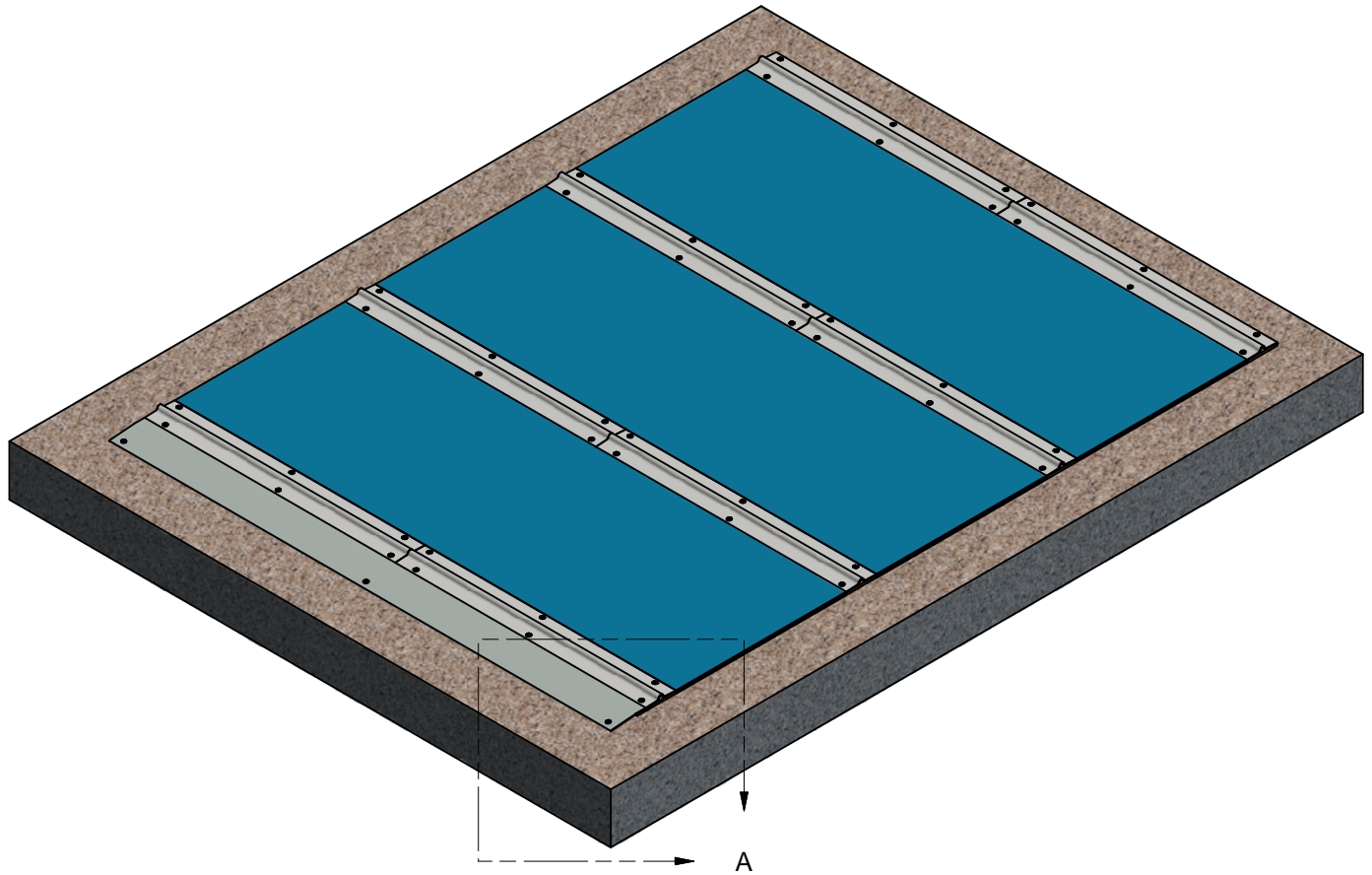
**IMPORTANT :** ALWAYS USE THE FACTORY DRAWING  
WHEN INSTALLING THE RAILS.  
**NEVER USE THE BID LAYOUTS.**



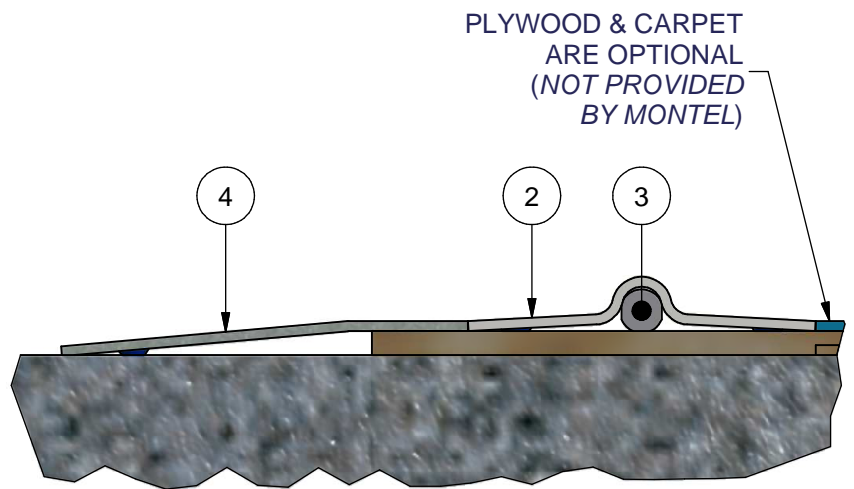


# RAILS

## PART 2 : RAMP (OPTIONAL)



DETAIL A



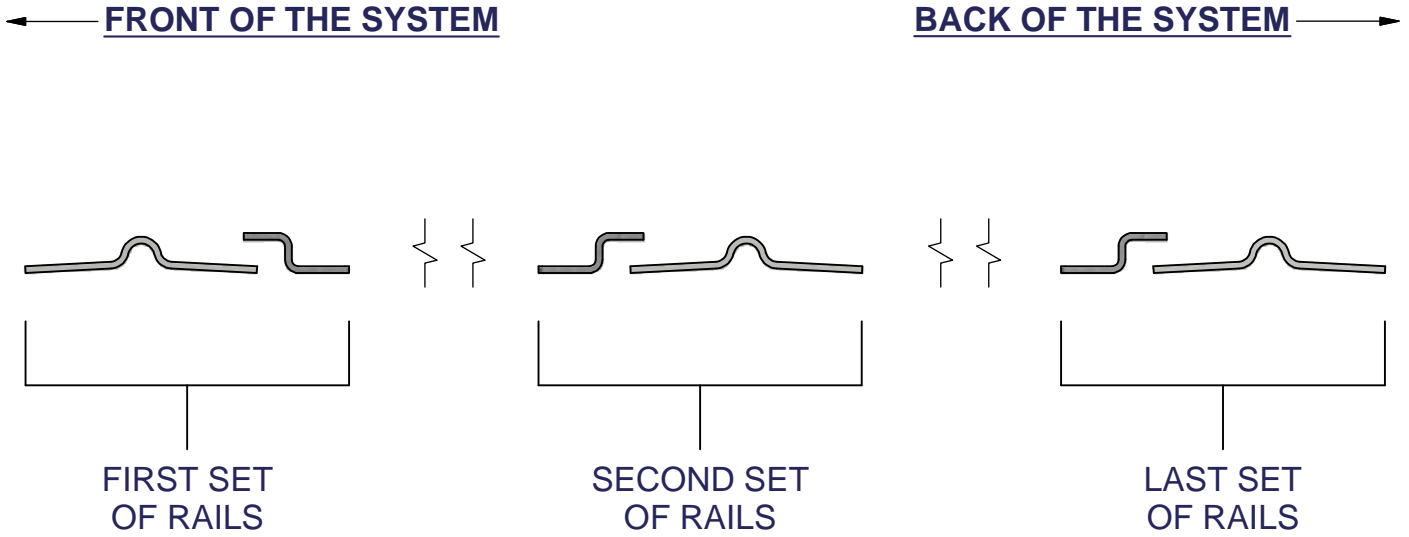
PLYWOOD & CARPET  
ARE OPTIONAL  
(NOT PROVIDED  
BY MONTEL)

DETAIL B

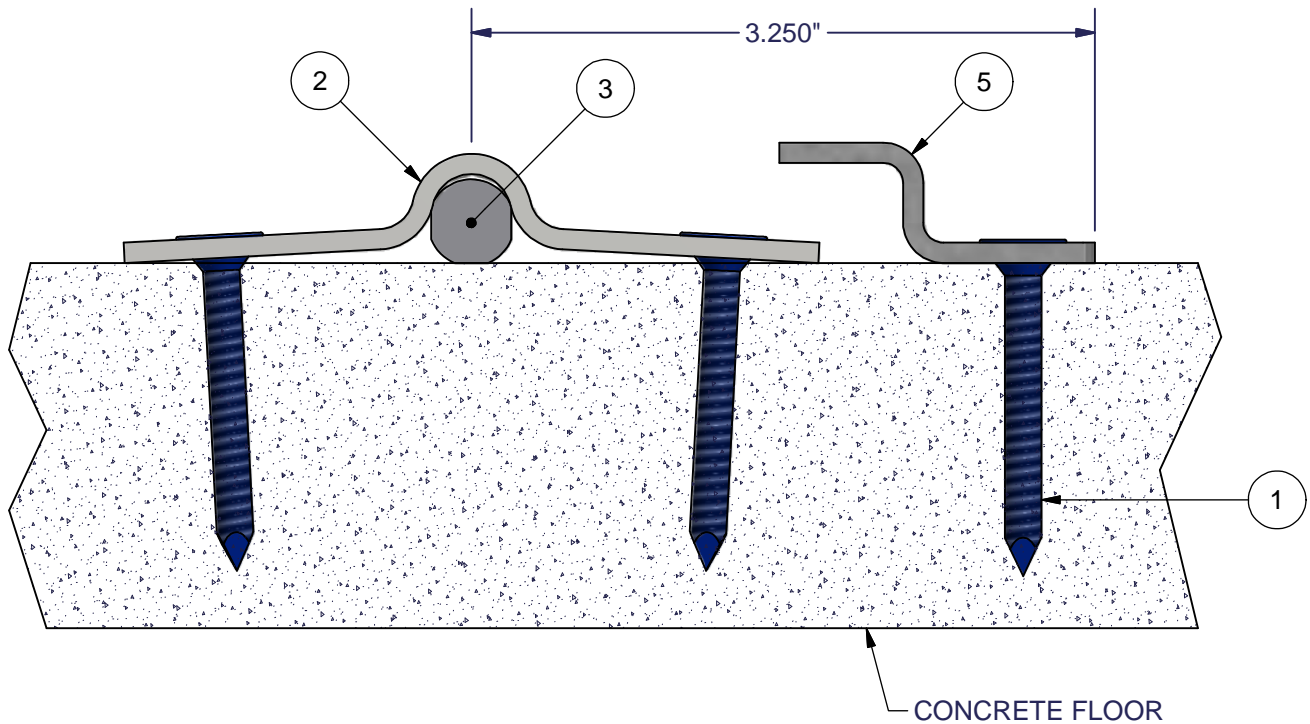


# RAILS

## PART 3 : ANTI-TIP (OPTIONAL)



\*\*\* In Seismic areas it is typical to use (1) hilti kh-ez 3/8" seismic anchor every 16" o.c. along one side of each track & (1) Hilti KH-EZ 3/8" Seismic Anchor every 16" o.c. along the Seismic anti-tip z-rail.\*\*\*



DETAIL A

Montel's SmartSpace mobile storage systems bring practical, efficient, and cost-effective storage solutions to various light-duty applications. With SmartSpace, reduce your operating costs and free-up your valuable floor space without increasing your footprint.

## Dimensions & Load Capacity

- Maximum system length: 24'L (288")
- Maximum carriage width: 4'W (1.21m)
- 2,000 lb per bay of shelving (907 kg)

## Rails

- Surface mounted design and/or anchorless modular floor
- Galvanized rails to prevent corrosion and no grooves to collect debris. Alignment connectors provided at rail joints

## Modular Deck (Optional)

- Modular decking with carpet or linoleum

## Carriage

- 3"H (76 mm) base features dual flanged steel wheels with spherical surface to match rails and permanently lubricated and shielded bearings.

## Operation Options

- Manual (less than 12 feet long and for light-duty applications)
- Mechanical-Assist column handle (up to 24' feet (7.3m) depending on load capacity)
- Mechanical-Assist panel handle (up to 24' feet (7.3m) depending on load capacity)

## Safeties

- 3-Spoked handle push-release locking mechanism
- Toe-level safety brake (Optional)
- Optional anti-drift brake system provided with each carriage (manually operated systems)

## Montel Shelving Options

- SmartShelf (4-Post Hybrid)
- 4D Wide Span
- Cabinet-Style (Case-Type)

## Other Features

- Powder coat painted steel carriage and components
- Open front or closed finished face panels
- Optional privacy security lock
- Anti-tip device options
- Large selection of shelving accessories
- Rubber stop bumpers
- Industry's best warranty program



With its three (3) inch high mobile base, SmartSpace carriages are able to withstand a weight of 2,000 lb (907 kg) per bay of shelving.



**MONTEL**<sup>®</sup>  
Intelligent Use of Space

877-935-0236

[www.montel.com](http://www.montel.com)

